


PROCO™

SERIES 6201/K



Silicone-lined braided flexible metal connector

The PROCO Series 6201/K Silicone-lined Braided Flexible Metal Connectors are designed to control vibration, reduce noise, relieve stress, prevent system shock and compensate for misalignment and movement. Use of Silicone-lined Braided Flexible Metal Connectors for applications such as pumps, compressors, and other mechanical equipment will enhance the overall operation of the system. The Series 6201/K are designed for tough demanding applications, as found in: Chemical-Petrochemical and Industrial Process Piping Systems, Pharmaceutical Process Piping Systems, Air Conditioning-Heating and Ventilating Systems, Food Process Piping Systems, and High-tech Water Purity Piping Systems. Installed next to mechanical equipment or between anchor points of a piping system, specify the PROCO 6201/K to: (1) Absorb Pipe Movements/Stress, (2) Reduce System Noise, (3) Isolate Vibration, (4) Compensate Alignment/Offset, (5) Protect against Start-Up/Surge Forces. Our history in the manufacture of expansion joints dates back to 1930. When you need an engineered Silicone-lined Braided Flexible Metal Connector solution to a piping problem, call PROCO.

• **Style 6201/K.** The Style 6201/K is designed for industrial applications. The construction of materials consists of 300 Series Stainless Steel hose and braid, a Silicone smooth-bore liner and integral gasket, with Carbon Steel flanges.

• **Style 6201/SK.** The Style 6201/SK is designed for sanitary industrial applications. The construction of materials consists of 300 Series Stainless Steel hose and braid, an FDA Food Grade Silicone liner and integral gasket, with T304 Stainless Steel flanges. An FDA Food Grade sanitary braid cover is also available.

Chemical Service and Clean-in-Place Capability at Minimal Cost. Expensive, exotic metal alloy connectors, (such as Inconel & Hastelloy), for low temperature service can be replaced with the PROCO Series 6201/K Silicone-lined Braided Flexible Metal Connectors. With the smooth-bore Silicone lining, the Series 6201/K Silicone-lined Braided Flexible Metal Connector does not require removal during washdown periods. Material and maintenance downtime cost savings can be significant. Engineered to operate up to 150 PSIG and 250° F., the PROCO Series 6201/K can be specified for a wide range of piping system requirements.

Prevents Electrolysis and Electrolytic Action. In Chemical applications when standard metallic expansion joints are used, they are generally of a metal dissimilar from the pipeline. This may create an electrolytic galvanic action that could be destructive to the connector equipment or piping system. The use of the PROCO Series 6201/K Silicone-lined Braided Flexible Metal Connector prevents this potential hazard.

Absorbs Vibration • Noise • Shock. The PROCO Series 6201/K Silicone-lined Braided Flexible Metal Connectors are a replacement for "sound transmitting" metallic expansion joints. Sound loses energy traveling axially through an expansion joint. Water hammer, pumping impulses, water-borne noises and other forms of strain-stress-shock are cushioned and absorbed by the Silicone-lined connector, not related to piping. Install the Series 6201/K in a system to reduce vibration transmission when the piping section beyond the expansion joint is anchored or sufficiently rigid. For quiet, stress-free systems specify the PROCO Series 6201/K.

Large Inventories Mean Same-Day Shipment. We maintain the largest inventory of expansion joints in the world. Rubber, PTFE, FEP, Silicone-lined, Metal Bellows or Metal Hose — PROCO can ship the products you need when you need them! In fact, when it comes to expansion joints, **if PROCO doesn't have them in stock ... nobody does!**

Information • Ordering • Pricing • Delivery. Day or night, weekends and holidays ... the PROCO phones are monitored 24 hours around the clock. When you have a question, you can call us.

Toll-Free Phone 800 / 344-3246 USA/CANADA
International Calls 209 / 943-6088
Fax 209 / 943-0242
E-mail sales@procoproducts.com
Website www.procoproducts.com

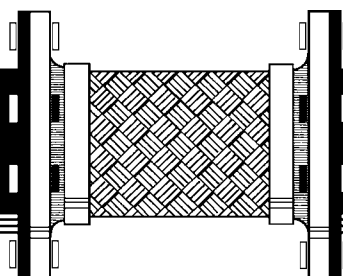
Weekday office hours are 5:30 a.m. to 5:15 p.m. (Pacific Time)

Table 1: Available Styles • Design Descriptions • I.D. Sizes

For Specific Chemical
Compatibilities, See:

PROCO™ "Chemical To Elastomer Guide"

| PROCO™ Style Number | Silicone Lining Material | Hose Material | Flange Material | Available Sizes |
|---------------------------|--------------------------------|-------------------------|--------------------|--------------------|
| 6201/K | Industrial | 300 Series Stainless | Carbon Steel | 1.5" - 12" |
| 6201/SK | FDA Food Grade | 300 Series Stainless | T304 Stainless | 1.5" - 12" |

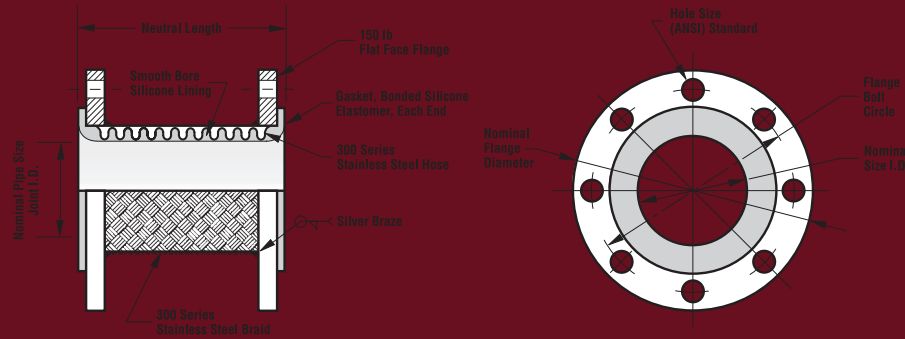


**Protecting Piping And
Equipment Systems
From Stress/Motion**

Rev. 00 9/00
© PROCO PRODUCTS, INC.

NATIONAL ASSOCIATION OF HOSE
AND ACCESSORIES DISTRIBUTORS

Silicone-lined braided flexible metal connector



ADDITIONAL FEATURES:

- Long Cycle Life
- Low Pressure Drops
- Interior Surface Is Sanitary With No Areas Of Entrapment
- Controls Noise
- Protects Stainless Steel Hose From Chloride Corrosion & Stress Cracking

Table 2: Sizes • Movements • Pressures • Weights • Drilling

| NOMINAL SIZE I.D. Inch / (mm) | LENGTH Inch / (mm) | LATERAL OFFSET Inch / (mm) | WORKING PRESSURE PSIG (Bar) ¹ | WEIGHTS lbs / (kgs) ² | Flange Dimensions and Drilling | | | |
|----------------------------------|-----------------------|-------------------------------|---|-------------------------------------|-----------------------------------|----------------------------|-----------------|------------------------------|
| | | | | | O.D. of Exp. Joint Inch / (mm) | Bolt Circle Inch / (mm) | Number of Holes | Size of Holes Inch / (mm) |
| 1.5 (40) | 6 (150) | 0.125 (3) | 150 (10.3) | 4 (1.8) | 5.0 (127.0) | 3.88 (98.6) | 4 | 0.625 (15.88) |
| | 12 (300) | 0.500 (13) | | 5 (2.3) | | | | |
| | 18 (450) | 0.875 (22) | | 6 (2.7) | | | | |
| 2 (50) | 6 (150) | 0.125 (3) | 150 (10.3) | 6 (2.7) | 6.0 (152.4) | 4.75 (120.7) | 4 | 0.750 (19.05) |
| | 12 (300) | 0.500 (13) | | 8 (3.6) | | | | |
| | 18 (450) | 0.875 (22) | | 10 (4.5) | | | | |
| 2.5 (65) | 6 (150) | 0.125 (3) | 150 (10.3) | 11 (5.0) | 7.0 (177.8) | 5.50 (139.7) | 4 | 0.750 (19.05) |
| | 12 (300) | 0.500 (13) | | 13 (5.9) | | | | |
| | 18 (450) | 0.875 (22) | | 15 (6.8) | | | | |
| 3 (80) | 6 (150) | 0.125 (3) | 150 (10.3) | 12 (5.4) | 7.5 (190.5) | 6.00 (152.4) | 4 | 0.750 (19.05) |
| | 12 (300) | 0.500 (13) | | 15 (6.8) | | | | |
| | 18 (450) | 0.875 (22) | | 18 (8.2) | | | | |
| 4 (100) | 6 (150) | 0.125 (3) | 150 (10.3) | 16 (7.3) | 9.0 (228.5) | 7.50 (190.5) | 8 | 0.750 (19.05) |
| | 12 (300) | 0.250 (6) | | 21 (9.6) | | | | |
| | 18 (450) | 0.750 (19) | | 26 (11.8) | | | | |
| 5 (125) | 12 (300) | 0.250 (6) | 150 (10.3) | 25 (11.4) | 10.0 (254.0) | 8.50 (215.9) | 8 | 0.875 (22.23) |
| | 18 (450) | 0.750 (19) | | 31 (14.1) | | | | |
| | 24 (600) | 0.875 (22) | | 37 (16.8) | | | | |
| 6 (150) | 12 (300) | 0.250 (6) | 150 (10.3) | 33 (15.0) | 11.0 (279.4) | 9.50 (241.3) | 8 | 0.875 (22.23) |
| | 18 (450) | 0.500 (13) | | 40 (18.2) | | | | |
| | 24 (600) | 0.875 (22) | | 47 (21.4) | | | | |
| 8 (200) | 12 (300) | 0.125 (3) | 150 (10.3) | 49 (22.3) | 13.5 (342.9) | 11.75 (298.5) | 8 | 0.875 (22.23) |
| | 18 (450) | 0.500 (13) | | 60 (27.3) | | | | |
| | 24 (600) | 0.750 (19) | | 71 (32.3) | | | | |
| 10 (250) | 12 (300) | 0.125 (3) | 150 (10.3) | 67 (30.5) | 16.0 (406.4) | 14.25 (362.0) | 12 | 1.000 (25.40) |
| | 18 (450) | 0.875 (22) | | 79 (35.9) | | | | |
| | 24 (600) | 0.750 (19) | | 91 (41.4) | | | | |
| 12 (300) | 12 (300) | 0.125 (3) | 150 (10.3) | 120 (54.5) | 19.0 (482.6) | 17.00 (431.8) | 12 | 1.000 (25.40) |
| | 18 (450) | 0.875 (22) | | 138 (62.7) | | | | |
| | 24 (600) | 0.625 (16) | | 156 (70.9) | | | | |

Notes:

Operating temperature is -60° F. to 250° F.

Additional sizes, lengths and pressure ratings available upon request.

1. Working Pressure remains constant through all rated temperatures.
2. Weights are approximate.

DISTRIBUTED BY:



Same Day Shipment From Order Placement